


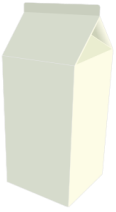










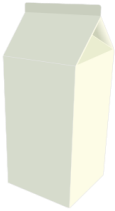





Estimate the volume of containers (liters)

Grade 3 Measurement Worksheet

Circle the best estimate of capacity of each container.

<p>A wine glass</p> 	<p>A teapot</p> 	<p>A backpack</p> 
<p>Less than 1L / About 1L / More than 1L</p>	<p>Less than 1L / About 1L / More than 1L</p>	<p>Less than 1L / About 1L / More than 1L</p>
<p>A milk carton</p> 	<p>A mug</p> 	<p>A pitcher</p> 
<p>Less than 1L / About 1L / More than 1L</p>	<p>Less than 1L / About 1L / More than 1L</p>	<p>Less than 1L / About 1L / More than 1L</p>
<p>Juice box</p> 	<p>Fridge</p> 	<p>Four glasses of juice</p> 
<p>Less than 1L / About 1L / More than 1L</p>	<p>Less than 1L / About 1L / More than 1L</p>	<p>Less than 1L / About 1L / More than 1L</p>

Answers

<p>A wine glass</p> 	<p>A teapot</p> 	<p>A backpack</p> 
<p>Less than 1L</p>	<p>About 1L</p>	<p>More than 1L</p>
<p>A milk carton</p> 	<p>A mug</p> 	<p>A pitcher</p> 
<p>More than 1L</p>	<p>Less than 1L</p>	<p>About 1L</p>
<p>Juice box</p> 	<p>Fridge</p> 	<p>Four glasses of juice</p> 
<p>Less than 1L</p>	<p>More than 1L</p>	<p>About 1L</p>